



Recorder



Flow



Pressure



Temp



Analyzer



Level

Datasheet

Residual Chlorine Electrode

AI-ADI70

Datasheet

Residual Chlorine Electrode AI-ADI70

This residual chlorine electrode is a three-electrode constant potential current measurement sensor that can be used to measure the concentration of residual chlorine, chlorine dioxide (high purity), ozone and other disinfectants. The electrode has a built-in ARM processor and efficient filtering algorithm, which can effectively avoid noise interference. It has an RS485 interface for easy access to computers and network monitoring systems.

Applications

- tap water factory water
- pipe network
- secondary water supply
- Terminals
- swimming pools and other scenarios

Features

- Electrochemical sensors have no reagent consumption and pollutant emissions.
- The membrane-less design eliminates the need to replace the membrane head and add electrolyte.
- Three-electrode design ensures zero-point stability and high sensitivity.
- Built-in high-precision sampling circuit makes the sensor linear.
- When the pH changes little, it can be accurately compared with the DPD measurement method.



Residual Chlorine Electrode

Principle

The film-free digital disinfectant sensor consists of two platinum electrodes and a silver chloride electrode forming a three-electrode measurement system. The electrodes have a built-in high-precision potentiostat, which can maintain the stability of the working electrode potential. Disinfectant components such as hypochlorous acid are oxidized at the working electrode. The reduction reaction produces an electric current that follows Faraday's law, thereby measuring the disinfectant concentration.

Parameters	
Measured variables	Residual chlorine, chlorine dioxide (high purity), ozone, etc.
Measuring range	(0~5)mg/L (standard),(0~20)mg/L
Accuracy	±5% (DPD comparison error ±10% or ±0.05mg/L, whichever is greater)
Sensitivity	0.001mg/L
Temperature compensation	NTC 10K
Communication	RS485 interface, Modbus-RTU protocol
Power supply	(9~24)VDC
Power consumption	≤0.5W
Electrode interface	Aviation plug
Medium temperature	(0~50)°C
Process pressure	≤0.1MPa
Water flow rate	(0.5~1)L/min(And the flow rate needs to be kept stable)
Cable length	2m(standard), other lengths can be customized

Wiring

Please carefully follow the instructions for wiring the electrodes, otherwise the electrodes may be damaged. The wiring method of the electrodes is shown in Table :

Electrode wiring

Color	Description
Red	Power+
Black	Power-
Green	485A
Yellow	485B

Dimensions

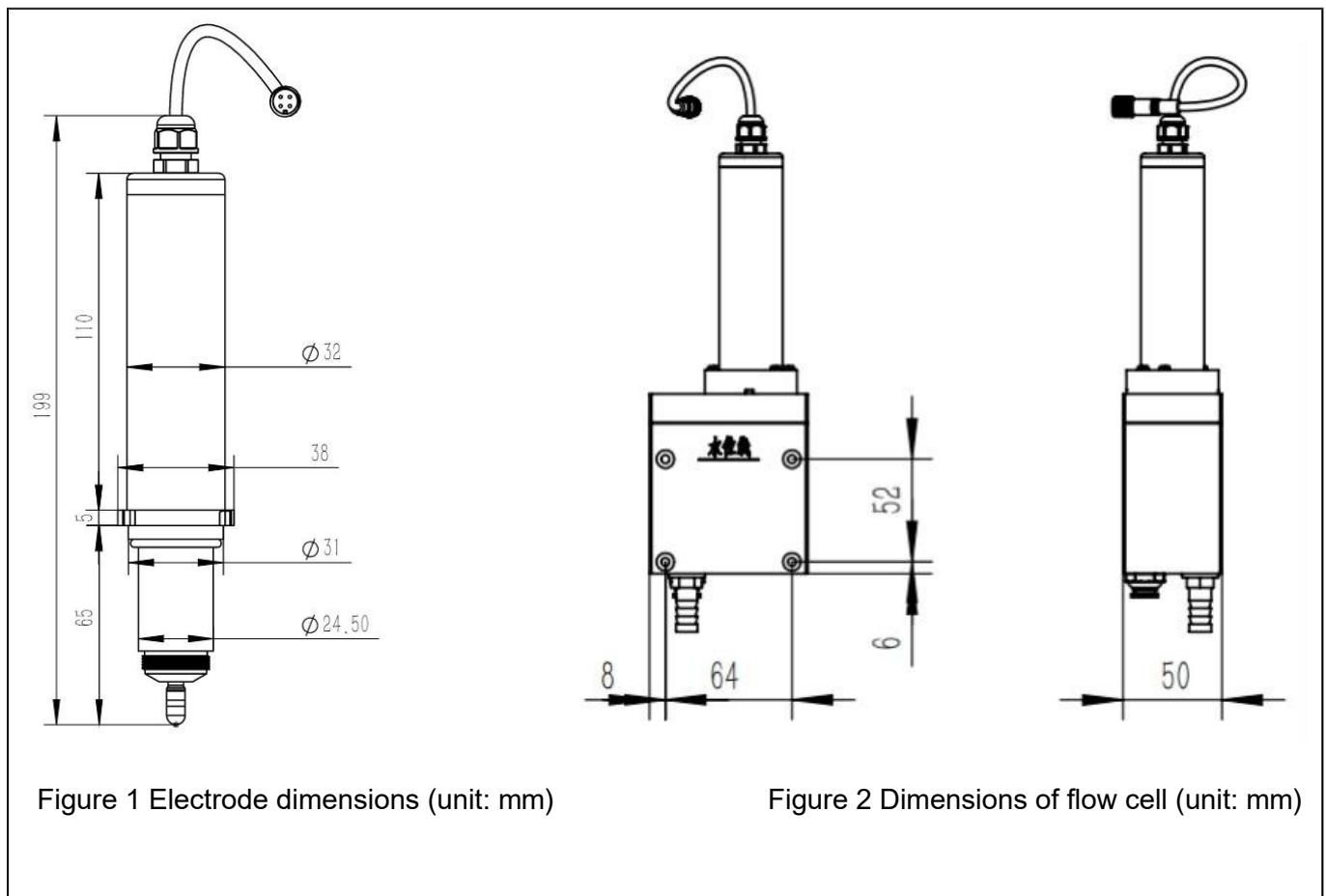


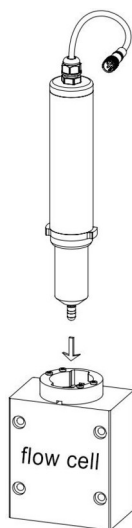
Figure 1 Electrode dimensions (unit: mm)

Figure 2 Dimensions of flow cell (unit: mm)

Installation

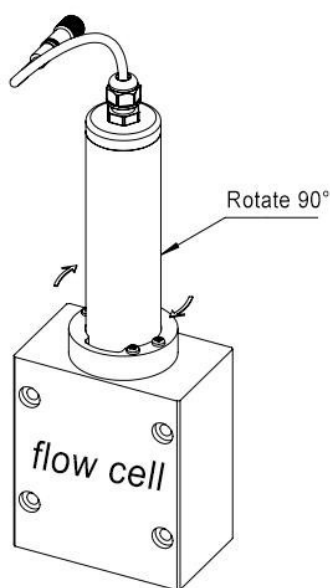
It is recommended to install the residual chlorine electrode in the flow-through type. The installation steps are as follows:

- (1) Insert the electrode into the flow cell (note that the size of the notch on both sides of the installation ring is different).



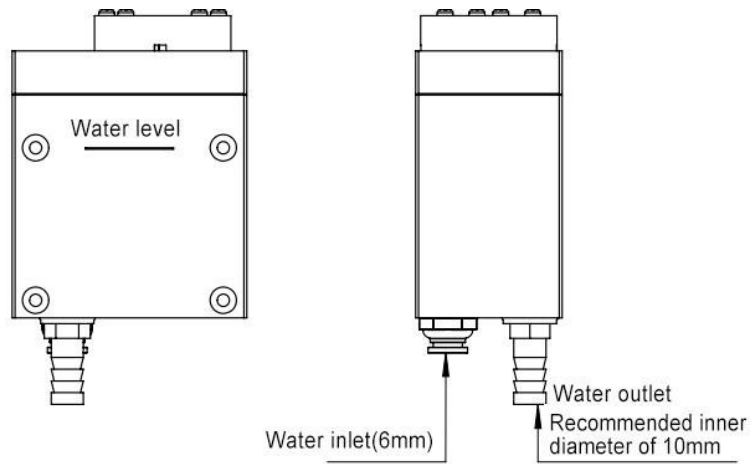
Inserting electrodes

- (2) While pressing the electrode downward, rotate it 90 degrees clockwise to secure it in the slot.

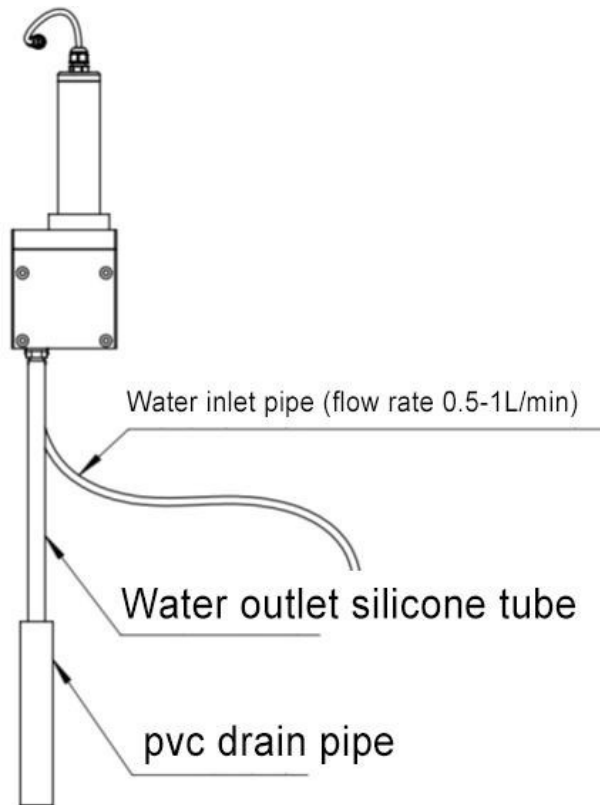


Fixed electrode

Recommended installation method:



Water inlet and outlet (unit: mm)



Recommended installation diagram

Ordering Code

AI-ADI70-WB-1-A-B-02-ND-P3							Description
AI-ADI70	-	-	-	-	-	-	
Measurement Range	WB						0-5mg/L
	WC						0-20mg/L
Temperature Compensation Type		1					NTC 10K
Output			A				RS485
Power Supply				B			12VDC
				X			Others
Cable Length					02		2m
					XX		Others
Housing Material						ND	Plastic POM
Accessories							P3 Flow-through Cell



Arka Instruments LLP

Add: Hyderabad Office: H.no: 08-041/1,
 Plot no 132, N C L Enclave, Kompally,
 Hyderabad, Telangana, India - 500067
 Land Line: +91 40359 00418
 Mobile: +91 81438 12346
 Email: admin@arkainstruments.com
 Website: www.arkainstruments.com