



Recorder



Flow



Pressure



Temp



Analyzer



Level

Datasheet

Conductivity Secondary

Graphite Electrode

SUP-TDS-7003

Supmea[®]

Committed to process automation solutions

E-mail: info@supmea.com

www.supmea.com

Datasheet**Conductivity Secondary Graphite Electrode
SUP-TDS-7003**

Due to its excellent conductivity and corrosion resistance, graphite is very suitable for conductivity measurement in various occasions, especially for corrosive wastewater and production process water. The bipolar graphite electrode made of graphite material has a wider measurement range compared to traditional metal electrodes: 0.1us/cm~70ms/cm.

Applications

- Pure water
- Wastewater treatment
- Mariculture
- Semiconductor
- Power

Features

- Integrated parallel graphite structure, stable and accurate constant. Simple structure, easy to clean
- Multiple temperature compensation choices include: NTC22K and other temperature compensation options.
- K=1.0. Conductivity measurements from pure water to seawater can be covered.

**Conductivity Secondary
Graphite Electrode**

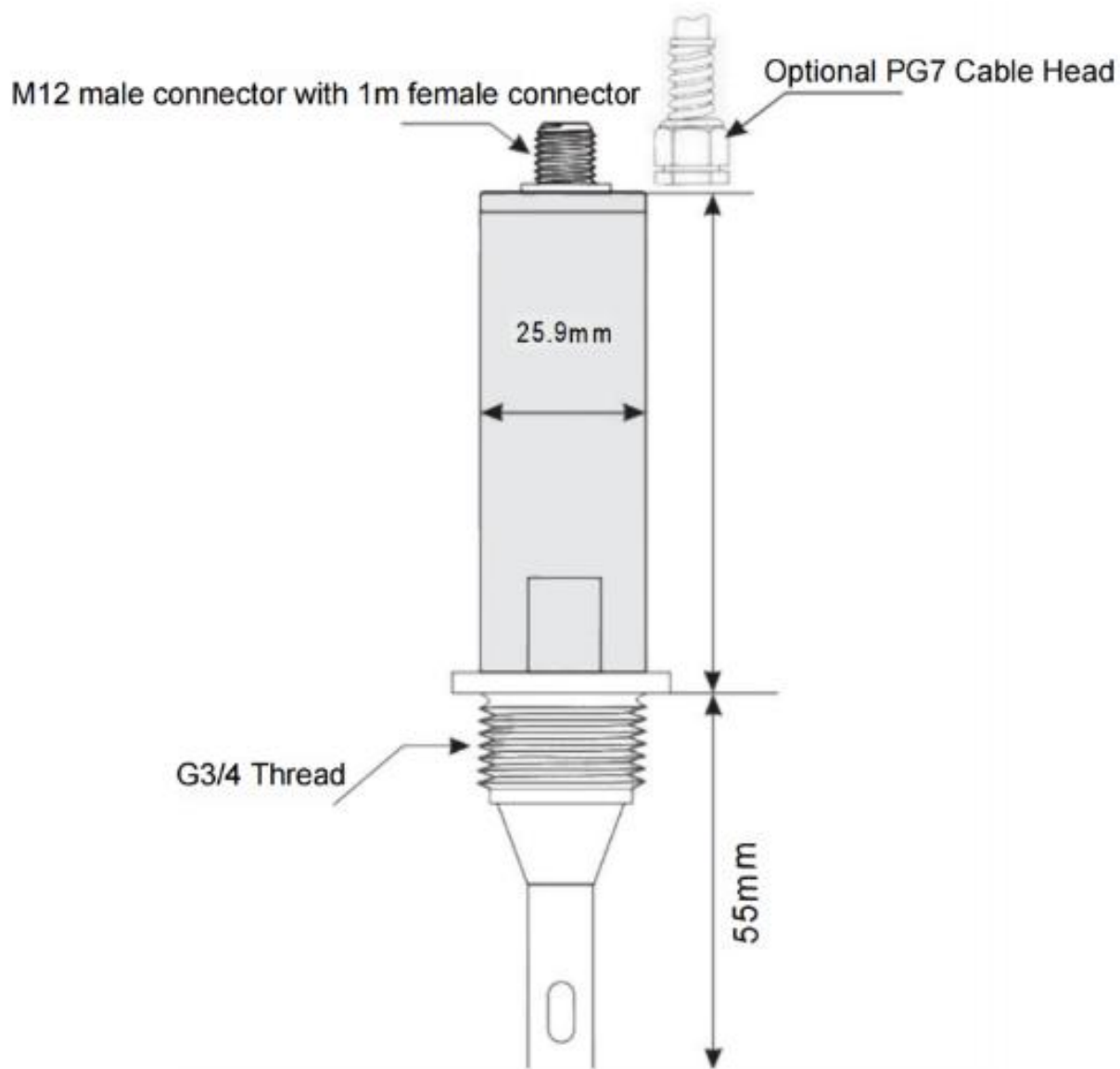
Parameters	
Principle	Bipolar Graphite Conductivity Electrode
Electrode Constant	1.0
Pressure Resistance	3bar
Measurement Range	0.1us/cm~70ms/cm
Installation Method	G3/4 (Customizable NPT3/4) Pipeline installation, flow-through installation, submerged installation
Material	PPS+POM+Graphite
Application	Pure water, wastewater treatment, marine aquaculture, semiconductor, power and other industries

Safe precautions

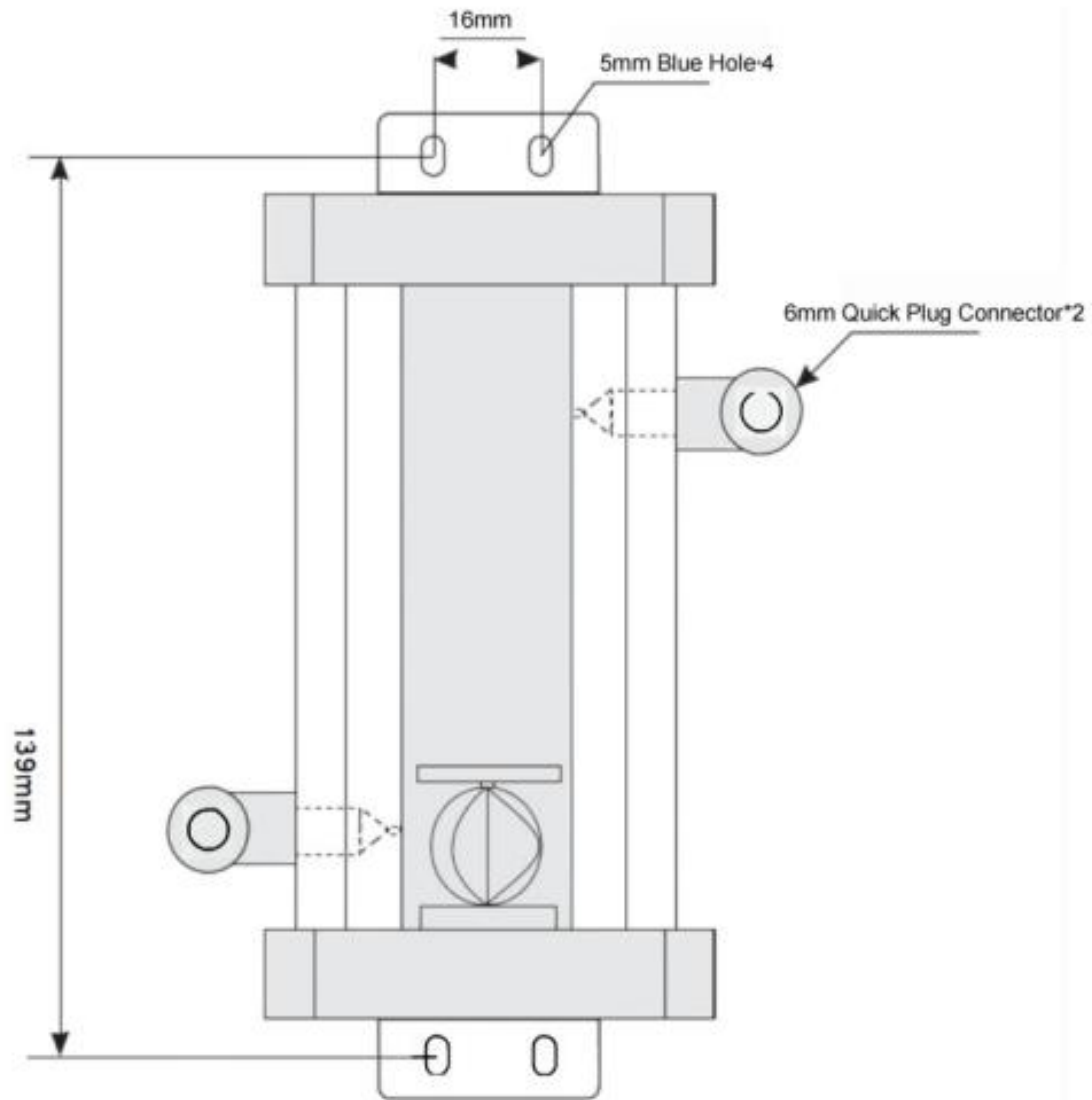
Please follow the operating procedures and precautions of this manual when using

- Do not power on before wiring is completed to avoid danger.
- If you find that the instrument works abnormally or is damaged during use, please contact us instead of repairing it yourself.
- In order to make the measurement more accurate, the meters must be calibrated frequently with sensors.
- If your electrode has been purchased for nearly a year or there is a quality problem with the electrode, please replace it.
- Please power on the instrument to warm up for 30 minutes before calibration.
- If the product is updated, this manual may be changed, but we will not notice.

Dimension



Electrode Size Diagram



Flow pool size diagram

Warranty & After-sales Service

We promise to the customer that the hardware accessories provided during the supply of the instrument have no defects in material and manufacturing process.

From the date of the purchase, if the user's notice of such defects is received during the warranty period, the company will unconditionally maintain or replace the defective products without charge, and all non customized products are guaranteed to be returned and replaced within 7 days.


■ Disclaimers

- During the warranty period, product faults caused by the following reasons are not in the scope of Three Guarantees service
- Product faults caused by improper use by customers.
- Product faults caused by disassembling, repairing and refitting the product.

■ After-sales service commitment

- We promise to deal with the customer's technical questions within 2 hours.
- For the instruments returned to the factory for maintenance, we promise to issue the test results within 3 working days and the maintenance results within 7 working days after receiving them.

Ordering code



SUP-TDS-7003-DE-NB-1-05-GA						Description
SUP-TDS-7003	-	-	-	-	-	
Measurement Range	DE					0-70mS/cm
Electrode Material		NB				Graphite
Temperature Compensation Type			1			NTC 10K
				05		5m
				10		10m
				15		15m
Cable Length				20		20m
				30		30m
				XX		Others
Housing Material and Thread Type					GA	Engineering Plastic, G3/4 Thread